

Steps of Procedure and Guidelines for Online Payments

Step 1: Click on “Pay Your Fees Online”

Quality Policy Sports Supporting Staff Faculty Login News Pay Fees Online NPTEL MOOC's NAD

 Vidarbha Youth Welfare Society's
Prof Ram Meghe College of Engineering & Management
Approved by All India Council for Technical Education(AICTE , New Delhi)
Recognized by Govt. Of Maharashtra, Department of Higher & Technical Education - DTE Mumbai
Permanently Affiliated to Sant Gadge Baba Amravati University, Amravati

 “Feel the difference,
Be the difference”

07212580373   

EN1128

Home About ▾ Admissions ▾ Academics ▾ Research ▾ Gallery Placement Cell ▾ Alumni ▾ Library IQAC ▾ Contact

ADMISSIONS OPEN

B.Voc First Year (2020-21)

- B.Voc Automobile Technology
- B.Voc Construction Technology
- B.Voc Information Technology
- B.Voc Refrigeration & Air Conditioning
- B.Voc Telecommunication Technology

Applications are invited in prescribed form of 03 Year Degree Programme Bachelor of Vocation (B.Voc) for the Academic Year 2020-21.


Quick Links


- B.Voc.@PRMCEAM **New!**
- First Year Engineering Admission 2020-21 Willingness Form **New!**
- Direct Second Year Admission Willingness Form **New!**
- MHT-CET 2020 Mock Test **New!**
- Combat-Covid-19@prmceam- Preventive Measures **New!**
- Click here for Higher Classes Admission 2020-21 **New!**
- **Pay Your Fees Online** **New!**




[Click Here for Online Payment](#)

Step 2: (After Clicking the Link “Pay Your Fees Online” following page appears)

Quality Policy Sports Supporting Staff Faculty Login News Pay Fees Online NPTEL MOOC's NAD

 Vidarbha Youth Welfare Society's
Prof Ram Meghe College of Engineering & Management
Approved by All India Council for Technical Education(AICTE , New Delhi)
Recognized by Govt. Of Maharashtra, Department of Higher & Technical Education - DTE Mumbai
Permanently Affiliated to Sant Gadge Baba Amravati University, Amravati
EN1128

 “Feel the difference,
Be the difference”

07212580373   

Home About Admissions Academics Research Gallery Placement Cell Alumni Library IQAC Contact

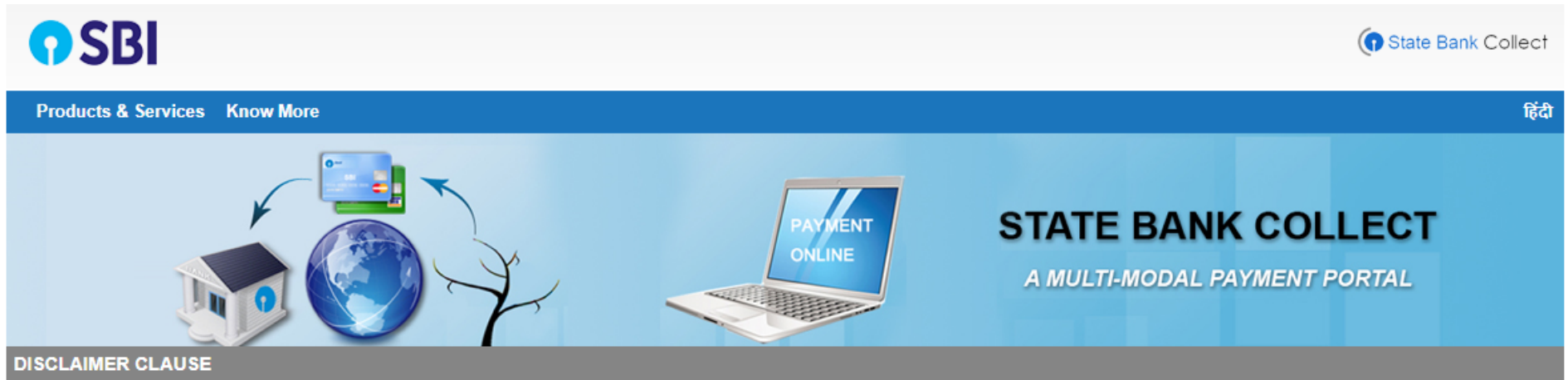
Pay Fees Online

[Home](#) > [Pay Fees Online](#)

- [Step by Step Instructions / Procedure to Pay Your Fees Online](#) New!
- [Click here to Pay Your Fees Online](#) New!

Click on "[Click here to Pay Your Fees Online](#)"

Step 3: (After Clicking the Link “Pay Your Fees Online” following page appears)



SBI State Bank Collect

Products & Services Know More हिंदी

STATE BANK COLLECT
A MULTI-MODAL PAYMENT PORTAL

DISCLAIMER CLAUSE

Terms Used

- > **Corporate Customer:** Firm/Company/Institution (F/C/I) collecting payment from their beneficiaries.
- > **User:** The beneficiary making a payment to F/C/I for the services/goods available.
- > Bank shall not be responsible, in any way, for the quality or merchantability of the Service or other request for refund by the User on any grounds whatsoever should be taken.
- > Bank takes no responsibility in respect of the services provided and User shall not be held liable for any loss or damage.
- > The User shall not publish, display, upload or transmit any information prohibited under Rule 5(2) of the Information Technology (Intermediaries Guidelines) Rules, 2011.
- > In case of non-compliance of the terms and conditions of usage by the User, the Bank has the right to immediately terminate the access or usage rights of the User to the computer resource of the Bank and remove the non-compliant information.

I have read and accepted the terms and conditions stated above.

(Click Check Box to proceed for payment.)

Click Here on

i) First Tick the Check Box “I have accepted the terms...”

ii) Second Click on Proceed Button.

Proceed

Step 4: (After Clicking on the “Proceed” Button following page appears)

The screenshot displays the SBI State Bank Collect interface. At the top left is the SBI logo, and at the top right is the 'State Bank Collect' logo. Below the logo is a blue navigation bar with 'State Bank Collect' and 'State Bank Mops'. A breadcrumb trail shows 'State Bank Collect / State Bank Collect' with an 'Exit' button. A grey header bar contains 'State Bank Collect' and the date/time '15-Aug-2020 [03:36 PM IST]'. The main content area is titled 'Select State and Type of Corporate / Institution'. It features two dropdown menus: 'State of Corporate / Institution *' and 'Type of Corporate / Institution *'. Red callout boxes with arrows point to these dropdowns, containing the text 'Select State of Institution “Maharashtra”' and 'Select Type of Institution “Educational”' respectively. A blue 'Go' button is centered below the form. A pink notice box contains two bullet points: 'Mandatory fields are marked with an asterisk (*)' and 'State Bank Collect is a unique service for paying online to educational institutions, temples, charities and/or any other corporates/institutions who maintain their accounts with the Bank.' The footer includes '© State Bank of India' and links for 'Privacy Statement', 'Disclosure', and 'Terms of Use'.

SBI State Bank Collect

State Bank Collect ▾ State Bank Mops

State Bank Collect / State Bank Collect [Exit](#)

State Bank Collect 15-Aug-2020 [03:36 PM IST]

Select State and Type of Corporate / Institution

State of Corporate / Institution *

Type of Corporate / Institution *

Select State of Institution “Maharashtra”

Select Type of Institution “Educational”

Go

- Mandatory fields are marked with an asterisk (*)
- State Bank Collect is a unique service for paying online to educational institutions, temples, charities and/or any other corporates/institutions who maintain their accounts with the Bank.

© State Bank of India [Privacy Statement](#) | [Disclosure](#) | [Terms of Use](#)

Step 5: (After Selecting the State of Institution “**Maharashtra**” and Type of Institution “**Educational Institute**” following page appears)

The screenshot displays the SBI State Bank Collect interface. At the top left is the SBI logo, and at the top right is the 'State Bank Collect' logo. Below the header, there is a navigation bar with 'State Bank Collect' and 'State Bank Mops'. The main content area shows the title 'State Bank Collect' and the date '15-Aug-2020 [03:36 PM IST]'. The primary instruction is 'Select State and Type of Corporate / Institution'. Two dropdown menus are visible: 'State of Corporate / Institution *' with 'Maharashtra' selected, and 'Type of Corporate / Institution *' with 'Educational Institutions' selected. A blue 'Go' button is positioned below these menus. A red text box with a white border and a blue arrow pointing to the 'Go' button contains the instruction: 'After Selection from Both TAB, Click on Button “Go”'. Below the form, a pink notice box contains two bullet points: 'Mandatory fields are marked with an asterisk (*)' and 'State Bank Collect is a unique service for paying online to educational institutions, temples, charities and/or any other corporates/institutions who maintain their accounts with the Bank.' The footer includes '© State Bank of India' on the left and 'Privacy Statement | Disclosure | Terms of Use' on the right.

State Bank Collect

State Bank Collect / State Bank Collect

State Bank Collect 15-Aug-2020 [03:36 PM IST]

Select State and Type of Corporate / Institution

State of Corporate / Institution * Maharashtra

Type of Corporate / Institution * Educational Institutions

Go

After Selection from Both TAB, Click on Button “Go”

- Mandatory fields are marked with an asterisk (*)
- State Bank Collect is a unique service for paying online to educational institutions, temples, charities and/or any other corporates/institutions who maintain their accounts with the Bank.

© State Bank of India Privacy Statement | Disclosure | Terms of Use

Step 6: (After Clicking on the “Go” Button following page appears)

SBI State Bank Collect

State Bank Collect / State Bank Mops

State Bank Collect / State Bank Collect

State Bank Collect

Select from Educational Institutions

Educational Institutions Name *

-- Select Educational Institutions --

Select Educational Institution, Type “PROF RAM MEGHE COLLEGE OF ENGG. AND MANAGEMENT”

[Submit](#) [Back](#)

▪ Mandatory fields are marked with an asterisk (*)

© State Bank of India | [Privacy Statement](#) | [Disclosure](#) | [Terms of Use](#)

Step 7: (After Selecting the Educational Institution Name “PROF RAM MEGHE COLLEGE OF ENGG. AND MANAGEMENT” following page appears)

The screenshot displays the SBI State Bank Collect interface. At the top left is the SBI logo, and at the top right is the 'State Bank Collect' logo. Below the header, there are navigation links for 'State Bank Collect' and 'State Bank Mops'. A breadcrumb trail shows 'State Bank Collect / State Bank Collect' with an 'Exit' button. The main content area is titled 'State Bank Collect' and shows the date '15-Aug-2020 [03:48 PM IST]'. The primary action is 'Select from Educational Institutions'. A form field labeled 'Educational Institutions Name *' is shown with a dropdown menu open, displaying a list of institutions. The selected institution is 'PROF RAM MEGHE COLLEGE OF ENGG. AND MANAGEMENT'. A red banner on the left indicates that mandatory fields are marked with an asterisk. The footer contains the copyright notice '© State Bank of India' and links for 'Privacy Statement', 'Disclosure', and 'Terms of Use'.

SBI State Bank Collect

State Bank Collect ▾ State Bank Mops

State Bank Collect / State Bank Collect [Exit](#)

State Bank Collect 15-Aug-2020 [03:48 PM IST]

Select from Educational Institutions

Educational Institutions Name *

PROF RAM MEGHE COLLEGE OF ENGG. AND MANAGEMENT ▾

- PRINCIPALSSSINDIRAINSTITUTEOFTECHNOLOGYPOLYTECHNIC
- PRINCIPLE AGRI TECH SCHOOL LATUR
- PRMITR BADNERA
- PROACTIVE SKILLS ACADEMY
- PROF RAM MEGHE COLLEGE OF ENGG. AND MANAGEMENT**
- PROF. RAVINDRA NIKAM COLLEGE OF PHARMACY (B PHARM)
- PROF. RAVINDRA NIKAM COLLEGE OF PHARMACY(D PHARM)
- PROGRESSIVE ENGLISH MEDIUM JADHAV V SANKUL NASIK
- PROGRESSIVE ENGLISH MEDIUM SCHOOL

▪ Mandatory fields are marked with an asterisk (*)

© State Bank of India [Privacy Statement](#) | [Disclosure](#) | [Terms of Use](#)

Step 8: (After Selecting the Educational Institution Name “PROF RAM MEGHE COLLEGE OF ENGG. AND MANAGEMENT”, Now click on “Submit” Button)

The screenshot displays the SBI State Bank Collect interface. At the top left is the SBI logo, and at the top right is the 'State Bank Collect' link. Below the header, there are navigation tabs for 'State Bank Collect' and 'State Bank Mops'. The main content area shows a breadcrumb trail 'State Bank Collect / State Bank Collect' and an 'Exit' button. A date and time stamp '5-Aug-2020 [03:48 PM IST]' is visible on the right. The primary section is titled 'State Bank Collect' and contains a sub-section 'Select from Educational Institutions'. Under this, the label 'Educational Institutions Name *' is followed by a dropdown menu currently displaying 'PROF RAM MEGHE COLLEGE OF ENGG'. Below the dropdown are two buttons: 'Submit' and 'Back'. A red-bordered callout box with the text 'After Selecting Institute, Click Button “Submit”' has an arrow pointing to the 'Submit' button. At the bottom, a pink banner states 'Mandatory fields are marked with an asterisk (*)'. The footer includes '© State Bank of India' on the left and 'Privacy Statement | Disclosure | Terms of Use' on the right.

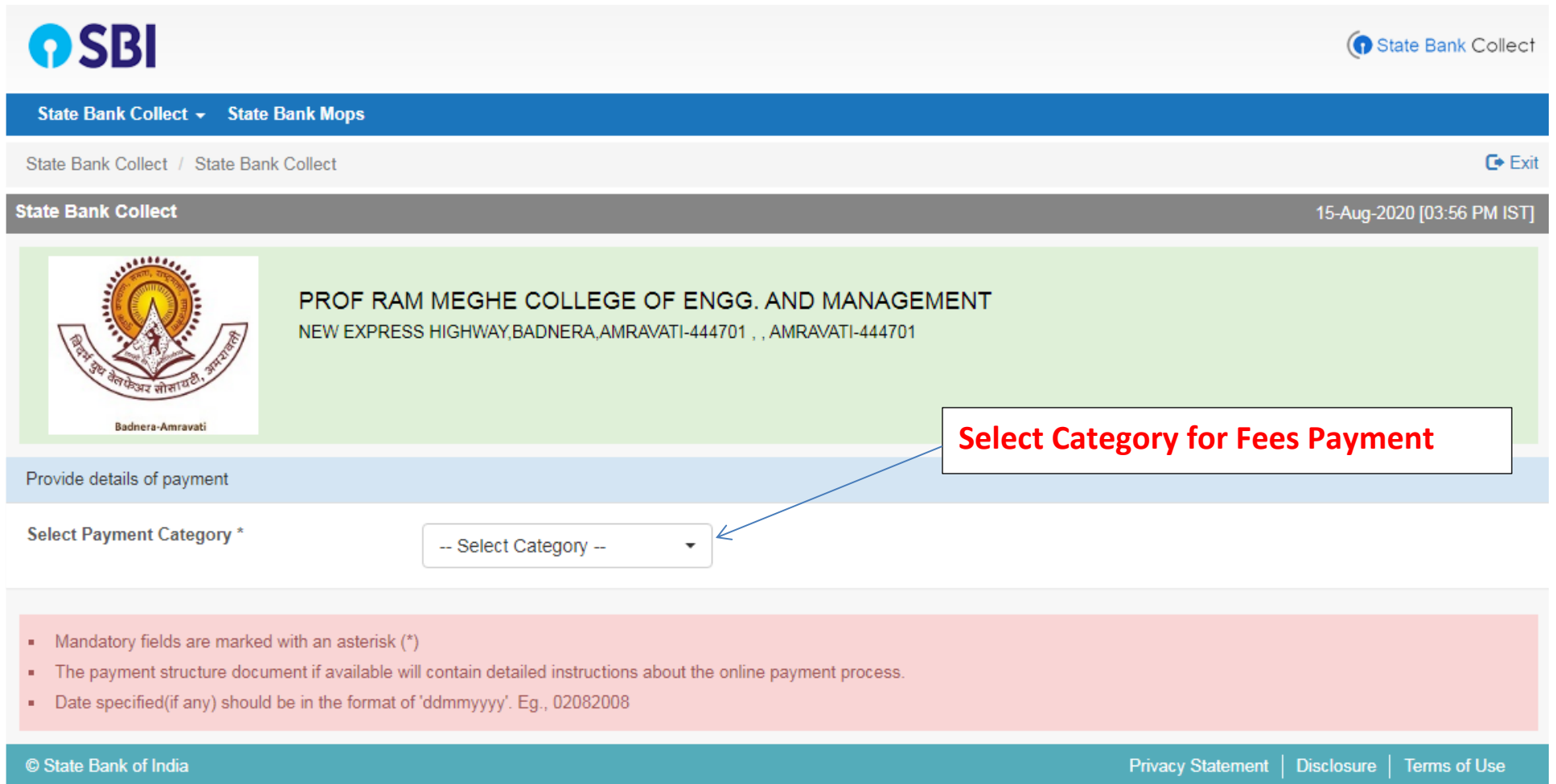
After Selecting Institute, Click Button “Submit”

Submit Back

Mandatory fields are marked with an asterisk (*)

© State Bank of India Privacy Statement | Disclosure | Terms of Use

Step 9: (After Clicking on the “Submit” Button following page appears)




The screenshot shows the State Bank Collect interface. At the top left is the SBI logo, and at the top right is the 'State Bank Collect' logo. A blue navigation bar contains 'State Bank Collect' and 'State Bank Mops'. Below this is a breadcrumb trail 'State Bank Collect / State Bank Collect' and an 'Exit' button. A grey header bar displays 'State Bank Collect' on the left and the date/time '15-Aug-2020 [03:56 PM IST]' on the right. The main content area has a light green background. On the left is the college logo for Prof Ram Meghe College of Engg. and Management, Badnera-Amravati. To the right of the logo, the college name and address are listed: 'PROF RAM MEGHE COLLEGE OF ENGG. AND MANAGEMENT, NEW EXPRESS HIGHWAY, BADNERA, AMRAVATI-444701, AMRAVATI-444701'. A red-bordered box with the text 'Select Category for Fees Payment' has an arrow pointing to a dropdown menu labeled 'Select Payment Category *' with the text '-- Select Category --'. Below this is a pink informational box with three bullet points: 'Mandatory fields are marked with an asterisk (*)', 'The payment structure document if available will contain detailed instructions about the online payment process.', and 'Date specified(if any) should be in the format of 'ddmmyyy'. Eg., 02082008'. The footer contains '© State Bank of India' on the left and 'Privacy Statement | Disclosure | Terms of Use' on the right.

State Bank Collect

State Bank Collect / State Bank Collect

15-Aug-2020 [03:56 PM IST]

 PROF RAM MEGHE COLLEGE OF ENGG. AND MANAGEMENT
NEW EXPRESS HIGHWAY,BADNERA,AMRAVATI-444701 , AMRAVATI-444701

Select Category for Fees Payment

Provide details of payment


Select Payment Category * -- Select Category --

- Mandatory fields are marked with an asterisk (*)
- The payment structure document if available will contain detailed instructions about the online payment process.
- Date specified(if any) should be in the format of 'ddmmyyy'. Eg., 02082008

© State Bank of India

Privacy Statement | Disclosure | Terms of Use


Step 10: (Now select the “**Category**” in which category want to Pay the Fees and proceed further....)

State Bank Collect

State Bank Collect ▾ State Bank Mops

State Bank Collect / State Bank Collect Exit

State Bank Collect 15-Aug-2020 [03:56 PM IST]



PROF RAM MEGHE COLLEGE OF ENGG. AND MANAGEMENT
NEW EXPRESS HIGHWAY,BADNERA,AMRAVATI-444701 , , AMRAVATI-444701

Badnera-Amravati

Provide details of payment

Select Payment Category *

-- Select Category -- ▾

-- Select Category --

B.E. Fees

ME FEES

- Mandatory fields are marked with an asterisk (*)
- The payment structure document if available will be attached to the online payment process.
- Date specified(if any) should be in the format of dd/mm/yyyy

© State Bank of India

[Privacy Statement](#) | [Disclosure](#) | [Terms of Use](#)